

Uni Paychek

Uni Paychek

Joining fee

Free

Annual fee

Free

Benefits of Uni Paychek



Highlights

- Credit up to ₹1,00,000
- Take Paychek and get fixed credit every month
- Paperless onboarding
- 100% secured & transparent
- 15 days of free credit period each month
- Apply in 3 minutes

Important Terms & Conditions

- You should apply for Uni Paychek using your ZET Link
- You should be new to Uni Paychek
- Your mobile number should be linked with your Aadhaar card

Eligibility Criteria Salaried

- **Age Group:** 21 to 65 years
- **Documents Required:**
 - **Identity proof:** Any one of the documents - Passport, PAN Card, Ration Card, Aadhaar Card, Voter ID Card, Driving Licence, or any other government-approved ID
 - **Address proof:** Any one of the documents - Telephone bill, Electricity bill, Passport, Ration card, Rental agreement, Aadhaar card, or any other government-approved ID



Eligibility Criteria Self-employed

- **Age Group:** 21 to 65 years
- **Documents Required:**
 - **Identity proof:** Any one of the documents - Passport, PAN Card, Ration Card, Aadhaar Card, Voter ID Card, Driving Licence, or any other government-approved ID
 - **Address proof:** Any one of the documents - Telephone bill, Electricity bill, Passport, Ration card, Rental agreement, Aadhaar card, or any other government-approved ID

Other Eligibility Criteria

- You must be an Indian resident
- Credit Score should be 700+

Application Process

Please keep the following documents and details handy to start the process

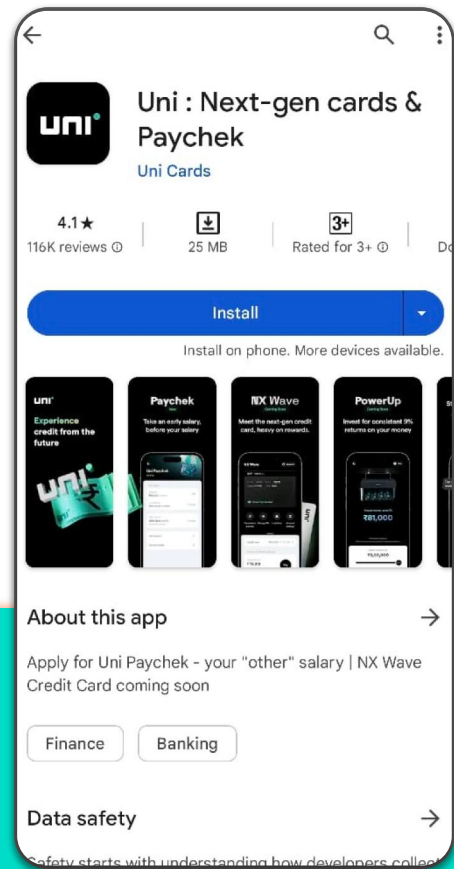
- Your PAN card
- Aadhaar card

A graphic of a white smartphone with rounded corners, centered on a teal background. The phone's screen displays the UNI Paychek logo, which consists of the word "UNI" in bold black font, a small teal dot, and the word "Paychek" in black font.

UNI Paychek

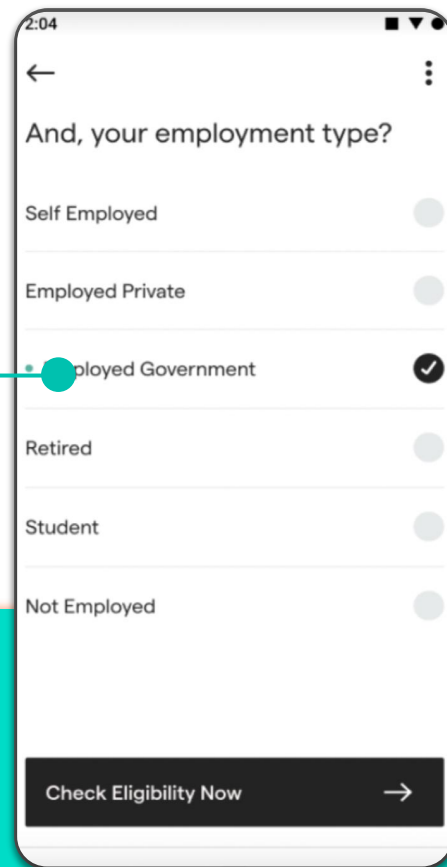
Let's start!

- Download the Uni Paychek App from the Google Play Store by clicking on the link shared by your advisor and start the application journey
- Open the app and click 'Apply Now'



01 Check eligibility

- Click on 'Start Eligibility Check'
- Enter details such as your email id and pincode
- Enter your PAN card details such as PAN number, name as per PAN, date of birth and proceed
- Enter your gender, marital status, employment type and click on 'Check Eligibility Now'



A screenshot of a mobile application interface for selecting employment type. The screen shows a list of options: Self Employed, Employed Private, Employed Government (selected with a teal circle and a checkmark), Retired, Student, and Not Employed. At the bottom is a black button labeled 'Check Eligibility Now' with a right arrow. The status bar at the top shows the time 2:04.

2:04

←

And, your employment type?

Self Employed

Employed Private

• Employed Government

Retired

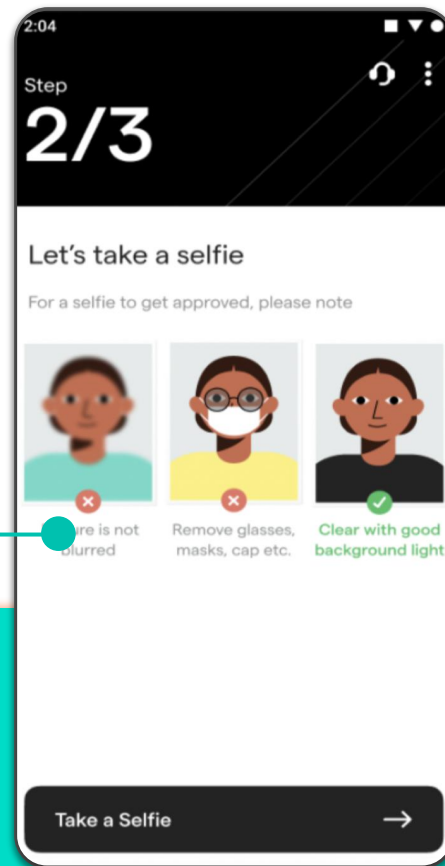
Student

Not Employed

Check Eligibility Now →

02 Complete your KYC

- Enter your Aadhaar number
- Enter the OTP sent to your Aadhaar linked mobile number and click on 'Continue'
- Upload your selfie
- Enter your current address



03 Setting up your Paychek

- Click on 'Setup Paychek'
- Add your bank account where you want your Paychek and verify
- Check your Paychek summary, accept the terms & conditions and click on 'Confirm page'
- To proceed further, verify your device for additional security, click on 'Verify Now'
- The amount will be transferred directly to your savings account in less than 60 seconds

Paychek Summary

Amount

₹50,000 / month

Credit Date

21st of every month

⚡ First Paychek credited instantly today, then monthly starting 21 Jun.

Tenure

12 Months

📅 Due Date : 5th of every month

📅 Refundable Subscription Fee : ₹999

📄 [View Key Fact Statement](#)

☒ By continuing, you agree to the [Terms and Conditions](#) of LiquiLoans, our lending partner. You authorise LiquiLoans to access your credit report

Confirm Paychek

➔

Help & Support

FAQs

- **What is Uni Paychek?**

Paychek is like your 'other' salary. Subscribe with a paperless, one-time set up that takes less than 3 minutes. Choose an amount and note your date. Your Paycheck arrives on this date every month

- **How can I connect with Uni Paychek customer care?**

You can call on 08068216821

You can also write to the company. The address for the same is Indiqube Sigma no. 3/B, Nexus Koramangala 3rd Block SBI Colony, Koramangala, Bengaluru, Karnataka-560034.

Congratulations!

Now experience credit from the future with Uni Paychek.